

## SPECIFICATION

<b>Part No.</b>	<b>: OMB.450.B06F21</b>
<b>Description</b>	: Barracuda - 450MHz-470MHz LTE BAND 31/ CDMA / ISM 6dBi Omni Directional Outdoor Antenna with N Type Female Connector, U-Bolt, 1474mm Length
<b>Features</b>	: Omni-Directional Radiation Pattern Collinear 6dBi peak gain Robust design for all weather operation IP65 waterproof Length: 1474mm, Weight: 1010g N Type Female connector Wall mount bracket included RoHS compliant



## 1. Introduction

The OMB.450.B06F21 is a 6dBi LTE BAND 31 / CDMA / ISM 450MHz to 470MHz fiberglass omni-directional outdoor antenna. The antenna is designed for applications such as metering, industrial/environmental monitoring, remote asset monitoring, and mesh network applications.

The omni-directional antenna radiates uniformly in the azimuth. The high peak gain collinear dipole array design provides the best performance because the antenna gives maximum coverage range in the horizontal plane over 360 degrees, thus minimizing the amount of routers, base stations or nodes needed for a network.

The UV resistant fiberglass housing enables the OMB antenna to be weathered in all kinds of harsh environments, making it more robust and safer than traditional whip antennas. It can be connected directly to the access point or telemetry unit, or can be mounted on wall/device surface via the N-type connector. Connector is customizable subject to MOQ.

A smaller 3dBi model is also available, the OMB.450.B03F21.

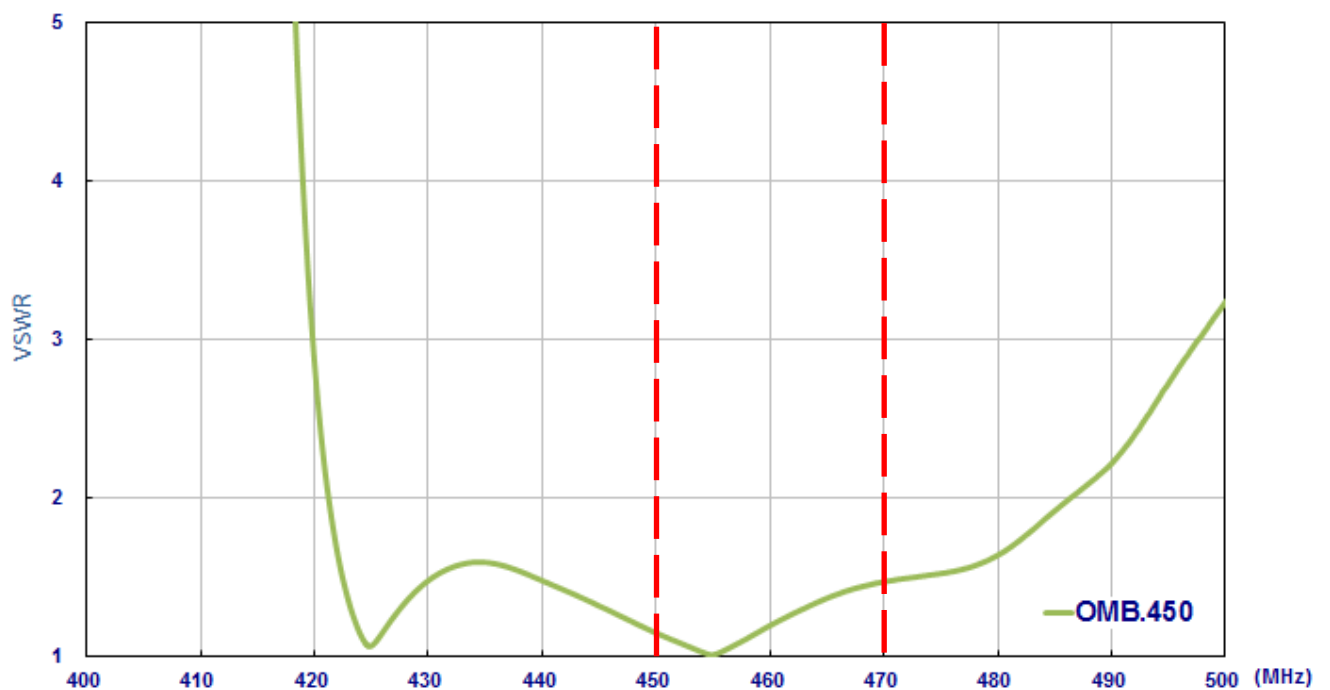
## 2. Specification

ELECTRICAL	
Standard	ISM 450
Band	450 ~ 470 MHz
Antenna Type	Collinear Dipole Array
Peak Gain	6 dBi
Polarization	Vertical
Impedance	50 ohms
Max Input Power	100 watts
VSWR	1.5:1
Radiation	Omni-Directional
Vertical Beamwidth	38 Deg
Horizontal Beamwidth	360 Deg
Internal Material	Copper
Connector	N Type Female
MECHANICAL	
Length	1474 mm(Max)
Radome Diameter	24mm
Bracket Dimension	70 x 73mm(Max)
Antenna Weight	1010 g
Mounting Accessories Weight	70g
Application	Indoor/Outdoor
Radome Material	White Fiberglass
Mount Style	Pole Mount/Wall Mount
Mount Hardware Material	Stainless Steel
Wind Resistance	>150mph (>241km/h)
Waterproof	IP65

ENVIRONMENTAL	
Storage Temperature	-40°C to +85°C
Operating Temperature	-40°C to +85°C
Operating Humidity	10%~90% non-condensing
Storage Humidity	5%~90% non-condensing

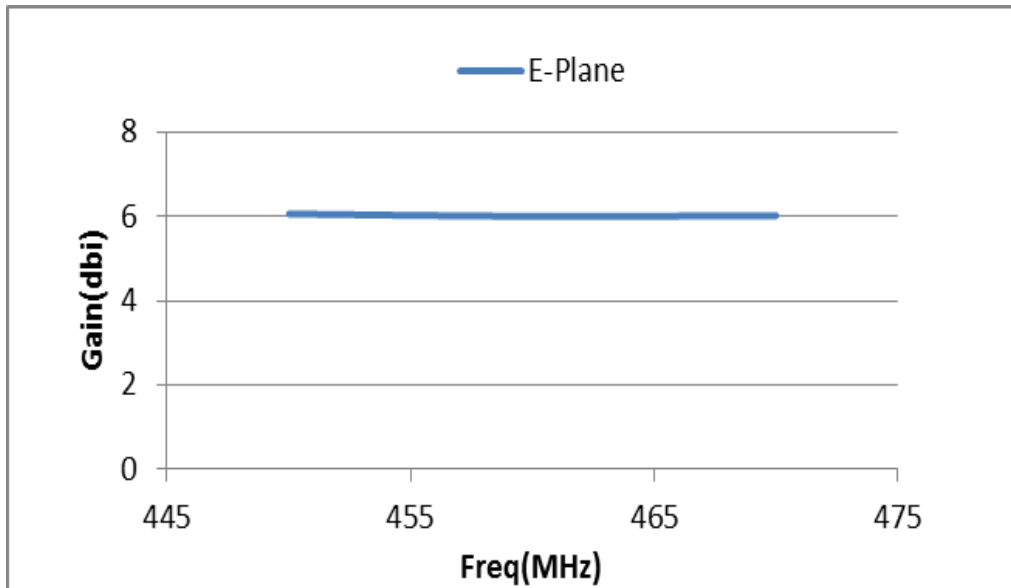
## 3. Antenna Characteristics

### 3.1 VSWR

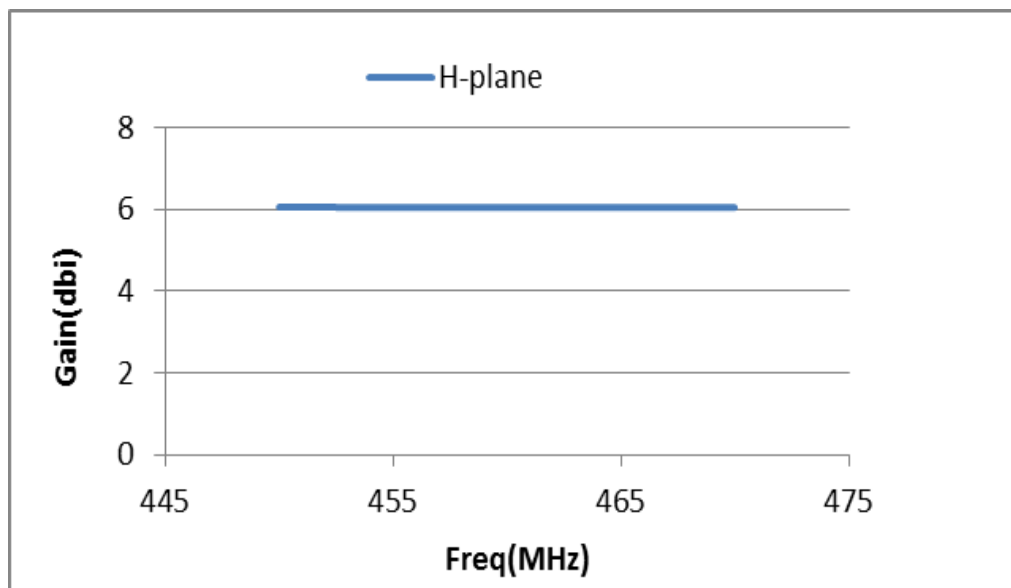


### 3.2 Peak Gain

E-plane




H-plane




## 4. Antenna Radiation Pattern

### 4.1 Measurement Setup

Vertical Pattern – E plane

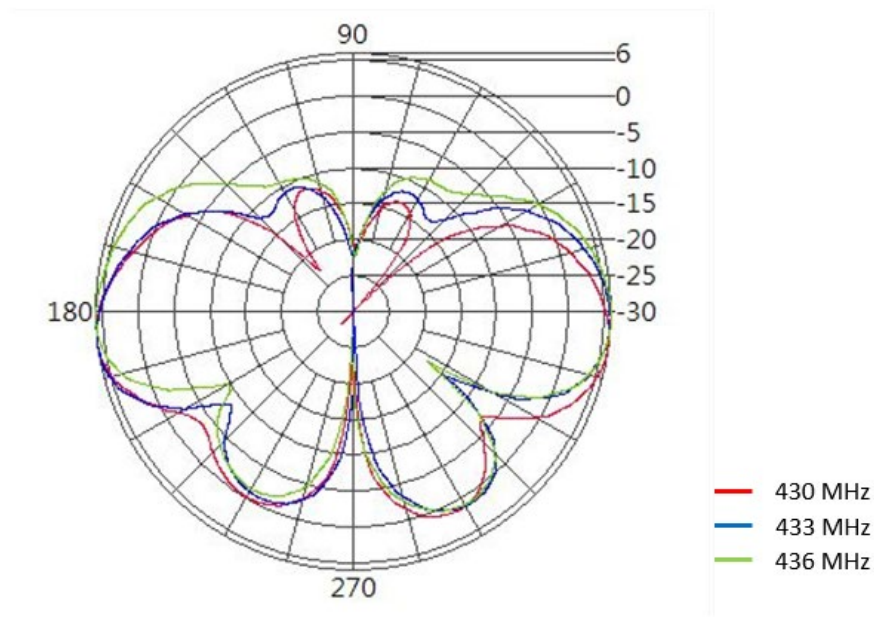


Horizontal Pattern – H plane

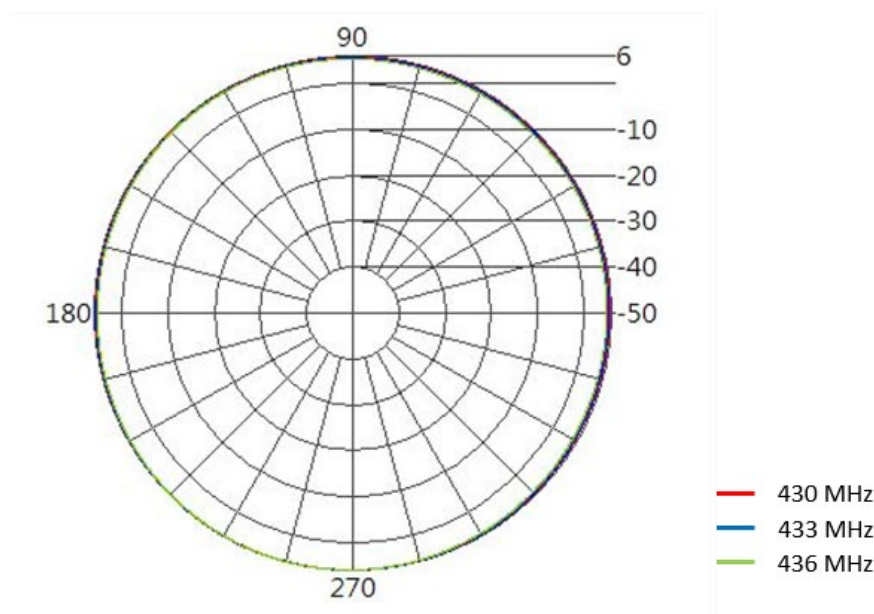


## 4.2 2D Radiation Pattern

Vertical Pattern – E plane

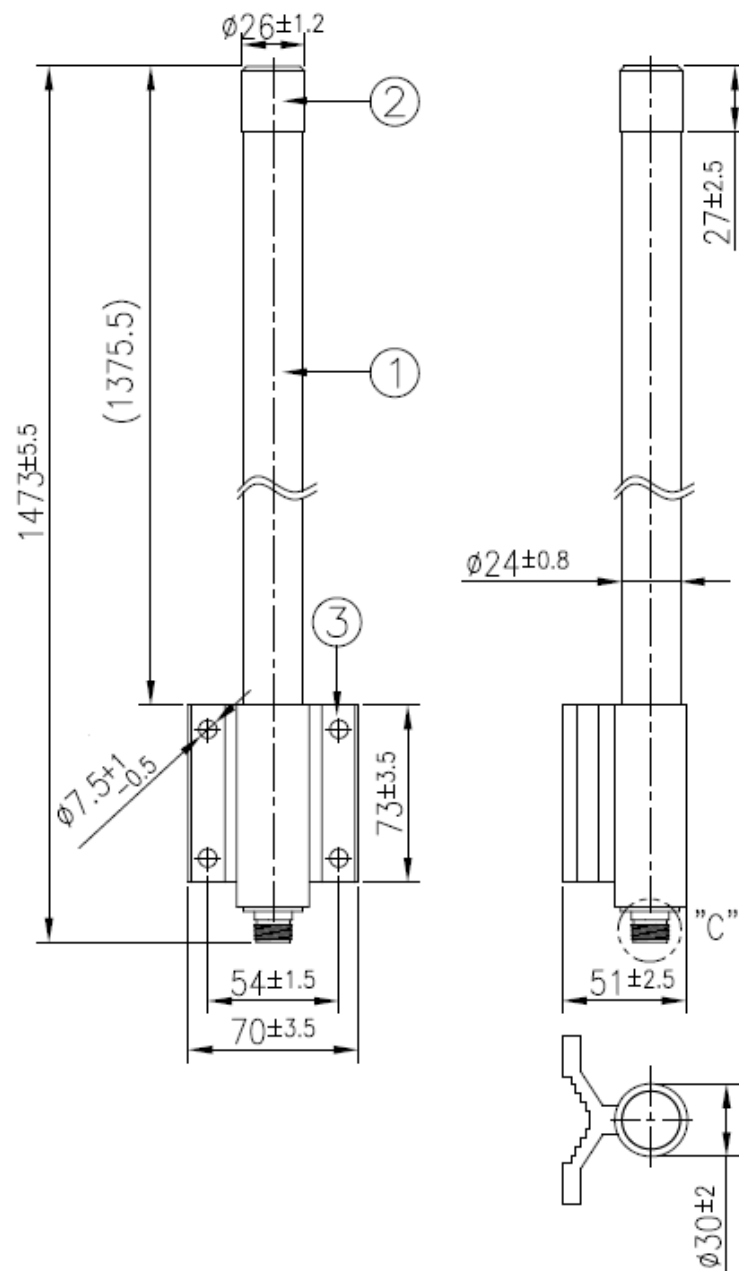
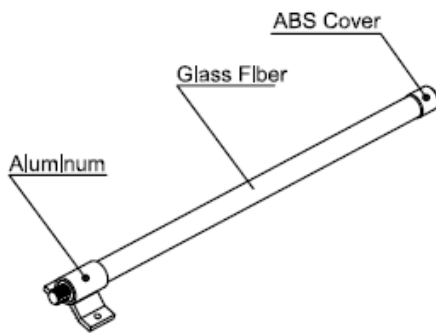


Horizontal Pattern – H plane

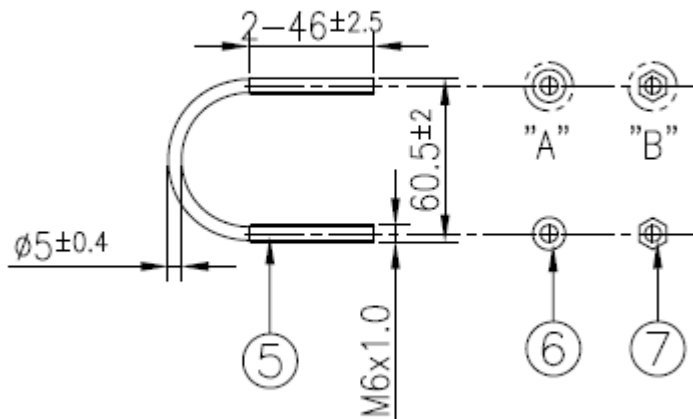




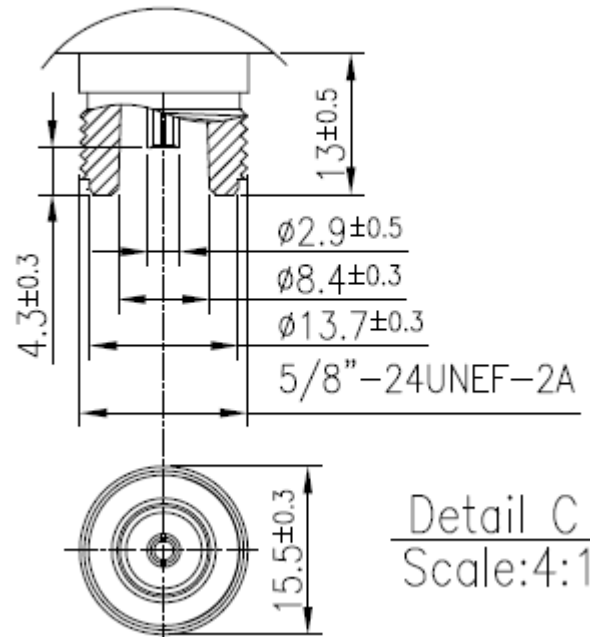
## 5. Mechanical Drawing (Unit: mm)



U Bolt(m6x1.0)

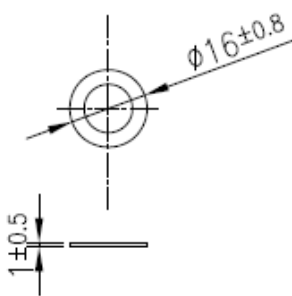


N Type(F)



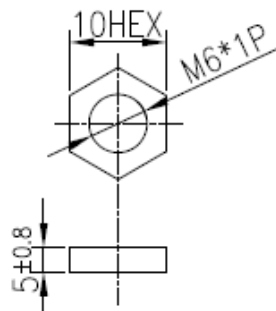
Detail C  
Scale:4:1

Washer



Detail A  
Scale:2:1

Nut



Detail B  
Scale:2:1

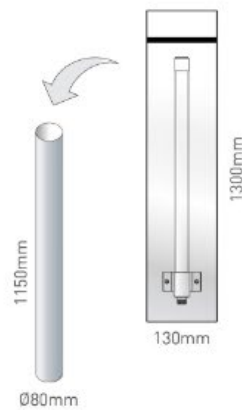
	Name	P/N	Material	Finish	QTY
1	OMB.450 Antenna	001215A010021A	Fiberglass	White	1
2	Cover	000111K000021A	ABS	Sliver	1
3	Bracket	000312B000021A	Aluminum	Silver	1
4	N Type(F)	201211K000021A	Brass	Ni Plated	1
5	M6 U Bolt	000412B000021A	Stainless Steel	Sliver	2
6	M6 Washer	000411K010021A	Stainless Steel	Silver	4
7	M6 Nut	000411K020021A	Stainless Steel	Sliver	4

## 6. Packaging

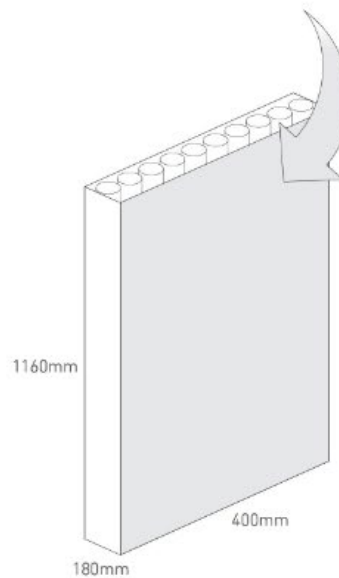
### OMB.450.B06F21

#### Packaging Specifications

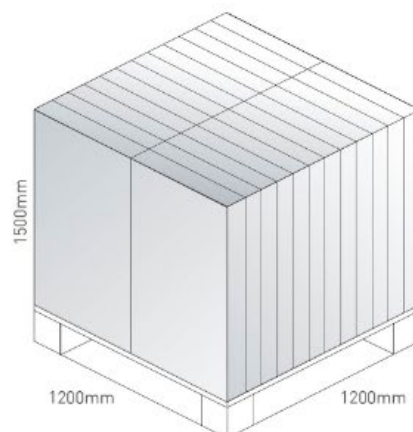
1 OMB.450.B06F21 per PE Bag  
 Bag Dimensions 130mm\*1300mm  
 1 PE Bag per Tube  
 Tube Dimensions - Ø80mm\*Height 1150mm  
 Total Weight - 1.2Kg



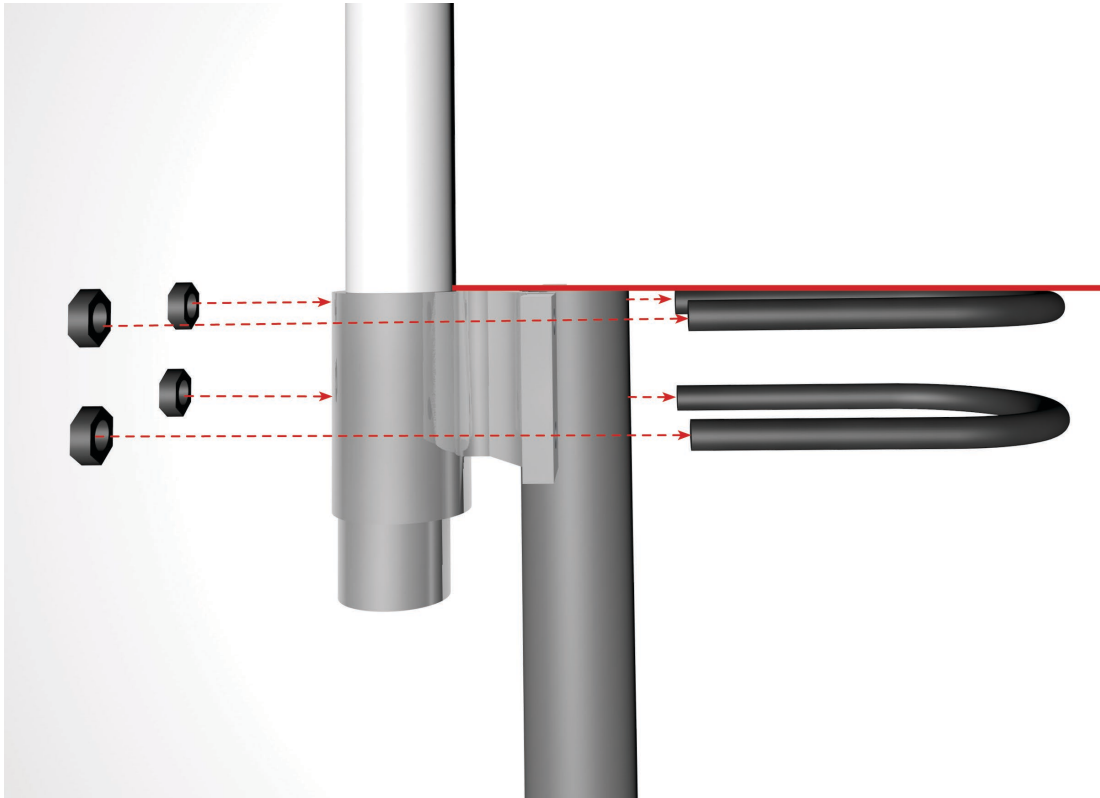
10 tubes per carton  
 Carton Dimensions - 1160\*400\*180mm  
 Weight - 13.2Kg



Pallet dimensions 1200\*1200\*1500mm  
 24 Cartons per pallet



## 7. Antenna Installation Guide



Taoglas makes no warranties based on the accuracy or completeness of the contents of this document and reserves the right to make changes to specifications and product descriptions at any time without notice. Taoglas reserves all rights to this document and the information contained herein.

Reproduction, use or disclosure to third parties without express permission is strictly prohibited.

Copyright © Taoglas Ltd.