

u8 PRODUCTS CABLE EXTENSION KITS

INSTALLATION INSTRUCTIONS

PART NUMBER: U8ACC-00013-0, U8ACC-00041-0

What's in the kit

U8ACC-00013-0

The U8ACC-00013-0 u8 products cable extension kit is intended to connect 7.62 m (25 ft.) RX, TX, and Ethernet cables to the stock RX cable and TX cable leads and to the Ethernet cable jumper for extended cable reach.

- » (1) RX LMR 240 N-male to N-male cable, 7.62 m (25 ft.) marked by the **GREEN** RX label
- » (1) TX LMR 240 N-male to N-male cable, 7.62 m (25 ft.) marked by the **RED** TX label
- » (1) RJ45 plug-to-plug push-pull Ethernet cable, 7.62 m (25 ft.)
- » (2) N-to-F type connectors

U8ACC-00041-0

The U8ACC-00041-0 u8 Ethernet cable extension kit is intended to connect 7.62 m (25 ft.) Ethernet cable to the Ethernet jumper cable for extended cable reach.


- » (1) RJ45 plug-to-plug push-pull Ethernet cable, 7.62 m (25 ft.)

Before you begin

Before you install any components, refer to *700-00122-000 Kymeta™ u8 products safety and handling guide* to familiarize yourself with the key steps to remember while installing the cable extension kit.

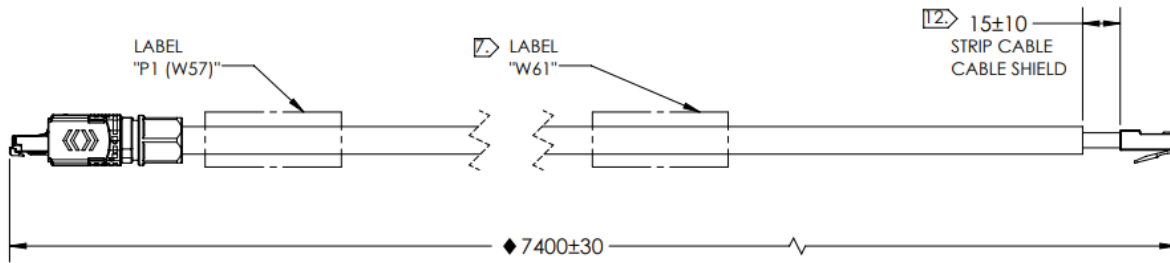
Install the cable extension kit

1. Prior to connecting the RX cable, TX cable, and Ethernet cable, power down the u8 and disconnect all power sources.
2. If necessary, dismount the u8 and lay it down on a clean, flat cushioned surface to protect the radome coating.

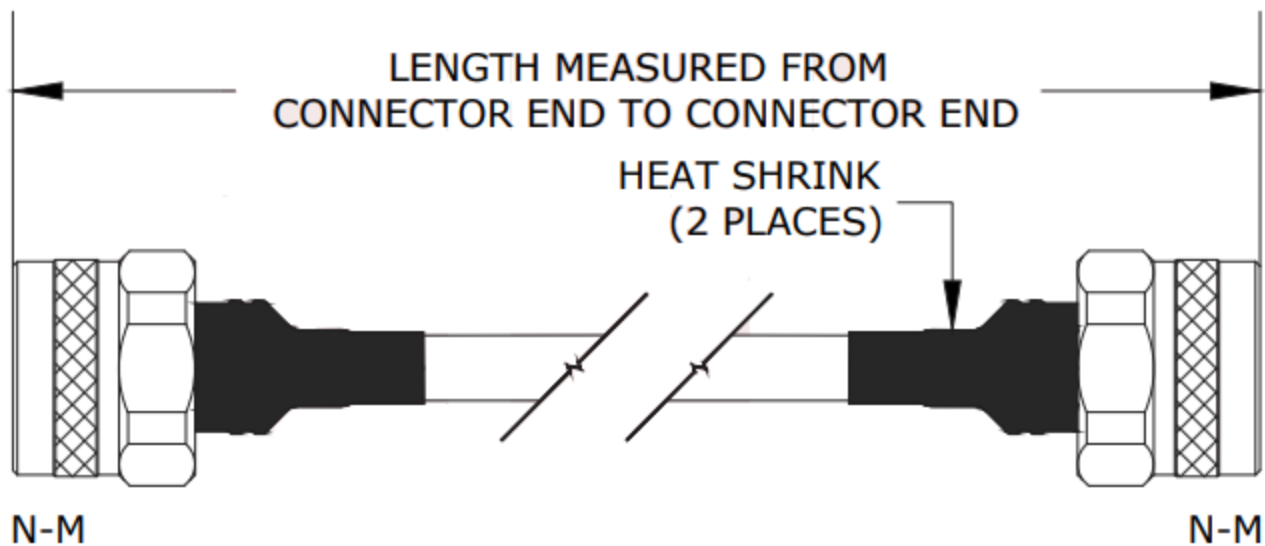
 If you use the U8ACC-00041-0 kit, move to Step 5.

3. Connect the TX cable to the TX jumper cable (marked by the **RED** TX label) extending from the u8.
4. Connect the RX cable to the green RX jumper cable, (marked by the **GREEN** RX label) extending from the u8.
5. Connect the Ethernet cable to the Ethernet jumper extending from the u8. The Ethernet cable has an outdoor-rated RJ45 locking connection at the Ethernet jumper and a standard RJ45 connector for the modem.
6. *(If necessary)* Attach the N-to-F type connectors to the RX and TX cables. Use of the N-to-F type connectors is contingent on the external modem you're connecting to.

Ethernet cable drawing



RX/TX cable drawing



Customer support

Contact Kymeta customer support at support@kymetacorp.com or call Kymeta **1-855-525-6638** for urgent issues.